



NAVARRO COUNTY TREASURER'S REPORT


THE STATE OF TEXAS  
COUNTY OF NAVARRO  
AFFIDAVIT

**BEFORE ME**, the undersigned authority, on this day personally appeared the following named persons, and after being duly sworn, deposes and says: Honorable H.M. Davenport Jr., County Judge, Honorable Jason Grant, Commissioner Pct. 1, Honorable Eddie Perry, Commissioner Pct. 2, Honorable Eddie Moore, Commissioner Pct. 3, and Honorable David Brewer, Commissioner Pct. 4.

I, Jane McCollum, Navarro County Chief Deputy Treasurer, on this 13<sup>th</sup> day of April, 2026 present to the Navarro County Commissioners Court the Monthly Financial Report for the month ending in February, 2026 for the court to review and approved. This report is in compliance with *Section 114.026* of the Local Government Code, so therefore we hereby execute this affidavit for publication.


With this signed affidavit, We the Commissioners Court of Navarro County, state that the requirements of *Subsection (C)* have been met with the examination of this report.

Signed and executed this 13<sup>th</sup> day of April, 2026

  
\_\_\_\_\_  
H.M. Davenport, County Judge

  
\_\_\_\_\_  
Jason Grant, Commissioner Pct. 1

  
\_\_\_\_\_  
Eddie Perry, Commissioner Pct. 2

  
\_\_\_\_\_  
Moore, Commissioner Pct. 3

  
\_\_\_\_\_  
David Brewer, Commissioner Pct. 4

SWORN AND SUBSCRIBED TO BEFORE ME, this 13<sup>th</sup> day of April, 2026 by H.M. Davenport Jr., Jason Grant, Eddie Perry, Eddie Moore, and David Brewer in their official capacities as the members of the Navarro County Commissioners Court.

ATTEST




  
\_\_\_\_\_  
Sherry Dowd, County Clerk

**NAVARRO COUNTY, TEXAS**  
**REPORT OF CASH AND INVESTMENTS**  
**FOR THE MONTH OF FEBRUARY, 2026**

FUND	BEGINNING BALANCE	RECEIPTS	BANK INTEREST	DISB	ENDING BALANCE	TEX POOL BEGINNING BAL	TEX POOL DEP/WD	TEX POOL INTEREST	TEX POOL ENDING BAL	TX CLASS BEGINNING BAL	TX CLASS DEP/WD	TX CLASS INTEREST	TX CLASS ENDING BAL	TOTAL
GENERAL	11,167,167.69	6,527,090.75	2,765.78	3,002,785.90	14,694,238.32	4,255,649.91	-	12,473.70	4,268,123.61	4,174,914.85	-	12,190.75	4,187,105.60	23,149,467.53
CSCD	119,817.91	48,837.00	23.35	108,937.28	59,740.98	116,063.50	-	340.21	116,403.71	-	-	-	-	176,144.69
JUVENILE	93,881.71	44,058.35	22.56	56,112.24	81,850.38	9,515.31	-	27.87	9,543.18	-	-	-	-	91,393.56
FLOOD CTRL	356,700.57	93,193.51	79.91	8,900.00	441,073.99	2,693.09	-	7.84	2,700.93	-	-	-	-	443,774.92
R&B - PCT 1	207,659.24	830,903.09	90.30	303,720.77	734,931.86	3,480.18	-	10.17	3,490.35	-	-	-	-	738,422.21
R&B - PCT 2	350,746.34	1,013,693.21	154.35	661,215.13	703,378.77	96,321.89	-	282.35	96,604.24	112,919.99	-	329.73	113,249.72	799,983.01
R&B - PCT 3	840,125.13	394,922.73	208.92	77,355.75	1,157,901.03	82,397.41	-	241.50	82,638.91	282,638.46	-	825.31	283,463.77	1,524,003.71
R&B - PCT 4	689,500.32	394,922.74	176.53	144,872.96	939,726.63	95,398.90	-	279.66	95,678.56	226,110.65	-	660.21	226,770.86	1,262,176.05
HIDTA	22,441.30	299,034.52	4.30	299,034.52	22,445.60	-	-	-	-	-	-	-	-	22,445.60
HIDTA SZ	24,374.21	-	4.27	3,325.00	21,053.48	2,115.12	-	6.16	2,121.28	-	-	-	-	23,174.76
HIDTA FED	313,950.76	-	614.44	-	314,565.20	-	-	-	-	-	-	-	-	314,565.20
DEBT SVC	363,333.00	131,097.32	27.15	483,440.00	11,017.47	2,720.98	-	7.94	2,728.92	-	-	-	-	13,746.39
CAPITAL	3,595.61	-	0.69	-	3,596.30	12,894.67	-	37.84	12,932.51	-	-	-	-	16,528.81
SHERIFF/ST	134,208.25	-	25.74	-	134,233.99	65.91	-	0.28	66.19	-	-	-	-	134,300.18
SHERIFF/FED	188,733.54	-	36.19	-	188,769.73	-	-	-	-	-	-	-	-	188,769.73
SHERIFF/SB22	506,856.79	-	69.43	-	506,926.22	-	-	-	-	-	-	-	-	506,926.22
D.A. FORFEIT	171,423.58	-	34.38	-	171,457.96	140,190.88	-	410.92	140,601.80	-	-	-	-	312,059.76
D.A. SB22	279,441.32	-	37.52	-	279,478.84	-	-	-	-	-	-	-	-	279,478.84
HEALTH INS	486,872.22	439,427.00	73.18	441,579.22	484,793.18	14,928.58	-	43.75	14,972.33	-	-	-	-	499,765.51
ECON DEV	-	-	-	-	-	2,682.81	-	7.84	2,690.65	-	-	-	-	2,690.65
TRUST	1,310,819.20	88,615.13	271.32	106,563.42	1,293,142.23	1,134,846.86	-	3,326.35	1,138,173.21	1,130,553.44	-	3,301.21	1,133,854.65	3,565,170.09
LAKE TRUST	245.21	-	0.05	-	245.26	118,833.86	-	348.32	119,182.18	-	-	-	-	119,427.44
REV & CLRNG	1,200,042.99	6,288,934.10	278.09	6,277,464.65	1,211,790.53	1,123,514.25	-	3,293.15	1,126,807.40	-	-	-	-	2,338,597.93
PAYROLL	17,704.33	1,269,726.98	27.77	1,269,726.98	17,732.10	-	-	-	-	-	-	-	-	17,732.10
DISB	114,214.11	4,088,986.93	240.83	4,088,986.93	114,454.94	-	-	-	-	-	-	-	-	114,454.94
GO BOND	103,003.98	-	19.76	-	103,023.74	-	-	-	-	-	-	-	-	103,023.74
SPECIAL REV	1,004,848.15	709,351.15	309.82	68,307.93	1,646,201.19	-	-	-	-	-	-	-	-	1,646,201.19
ELECTION	413,063.69	14,699.59	81.03	-	427,844.31	-	-	-	-	-	-	-	-	427,844.31
A.R.P.A.	13,666.29	-	2.46	261,834.56	11,665.33	406,814.65	(259,831.14)	1,029.52	148,013.03	418,433.99	-	1,221.83	419,655.82	579,334.18
UNCLAIMED	111,230.44	-	14.93	-	111,245.37	-	-	-	-	-	-	-	-	111,245.37
<b>TOTAL</b>	<b>20,609,667.88</b>	<b>22,677,494.10</b>	<b>5,695.05</b>	<b>17,664,163.24</b>	<b>25,888,524.93</b>	<b>7,621,128.76</b>	<b>(259,831.14)</b>	<b>22,175.37</b>	<b>7,383,472.99</b>	<b>6,345,571.38</b>	<b>-</b>	<b>18,529.04</b>	<b>6,364,100.42</b>	<b>39,522,848.62</b>

INTEREST EARNED	CURRENT MONTH	YTD
	46,399.46	293,463.72

  
 Prepared By: Jane McCollum, Chief Deputy Treasurer

3/23/2026  
 Date